

# FAIRTREE GLOBAL LISTED REAL ESTATE FUND

## MINIMUM DISCLOSURE DOCUMENT - CLASS A1

### INVESTMENT OBJECTIVE

The investment objective of the Fund is to provide investors with capital appreciation and to generate income over the medium to long term through exposure to international real estate assets.

### RISK INDICATOR DEFINITION

The risk indicator is determined using historical data or, where historical data is not available, using simulated historical data. Historical data, such as is used in calculating the synthetic indicator, may not be a reliable indication of the future risk profile of the Fund. The risk category shown is not a target or a guarantee and may change over time. A category 1 fund is not risk free, the risk of loss is small but the chance of making gains may also be limited. With a category 7 fund, the risk of losing money is high but so also is the possibility of making gains. The risk indicator for the Fund is set at 5 as this reflects the market risk arising from proposed investments.

# FAIRTREE

31 MAY 2021

### FUND INFORMATION

**Fund Manager:**

Rob Hart

**Fund Classification:**

Global Real Estate UCITS

**Benchmark:**

FTSE EPRA/NAREIT Developed Net TRI USD

**Bloomberg Code:**

PGFGREA

**ISIN Number:**

IE00BJXSYV28

**Regulation 28 Compliant:**

N/A

**Fund Size:**

\$24.5 m

**No of Units:**

3,610

**Unit Price:**

1,361.00

**Inception Date:**

April 2020

**Minimum Investment:**

\$5 000

**Initial Fee:**

0.00%

**Annual Management Fee:**

1.25%

**Performance Fee:**

N/A

**Fee Class:**

A1

**Fee Breakdown:**

Please note the Total Expense Ratio and Transaction Costs cannot be determined accurately because of the short life span of the Financial Product and the funds TER will be available after one year.

**Income Distribution:**

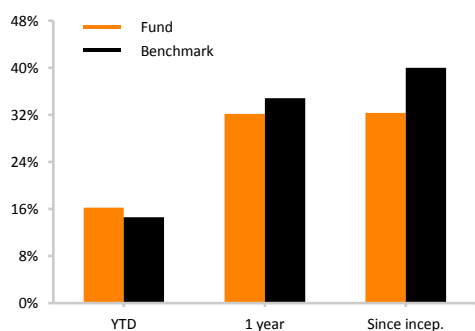
31 March 2021 - 0 cpu

### RISK INDICATOR

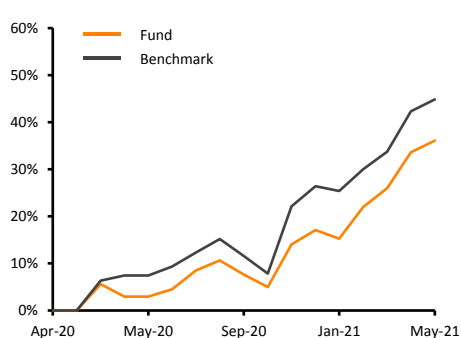


AGGRESSIVE

### ANNUALISED PERFORMANCE (%)



### CUMULATIVE PERFORMANCE



### ANNUALISED PERFORMANCE (%)

	Fund	Benchmark
1 year	32.17	34.81
Since incep.	32.34	40.00
Highest rolling 1 year	32.17	34.81
Lowest rolling 1 year	26.56	33.84

### RISK AND FUND STATS

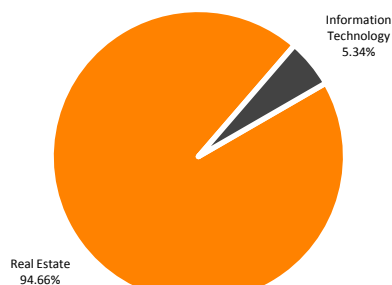
Since inception (p.a.)	Fund	Benchmark
Alpha	-7.66%	-
Sharpe Ratio	-	-
Standard Deviation	11.98%	14.08%
Max Drawdown	-5.12%	-6.34%
Max Gain	8.62%	13.19%
% Positive Months	69.23%	76.92%

Benchmark risk statistics for funds with intra-month inceptions dates are calculated using the monthly return series.

### ASSET ALLOCATION (%)

	S.A	Foreign	Total
Cash	0.00	5.77	5.77
Property	0.00	94.23	94.23
Total	0.00	100.00	100.00

### EQUITY SECTOR EXPOSURE





# FAIRTREE GLOBAL LISTED REAL ESTATE FUND

## GLOSSARY

**Annualised Performance:** Annualised performance show longer term performance rescaled to a 1 year period. Annualised performance is the average return per year over the period. Actual annual figures are available to the investor on request.

**Highest & Lowest Performance:** The highest and lowest performance for any 1 year over the period since inception have been shown.

**NAV:** The net asset value represents the assets of a Fund less its liabilities.

**Current Yield:** Annual income (interest or dividends) divided by the current price of the security.

**Alpha:** Denoted the outperformance of the fund over the benchmark.

**Sharpe Ratio:** The Sharpe ratio is used to indicate the excess return the portfolio delivers over the risk free rate per unit of risk adopted by the fund.

**Standard Deviation:** The deviation of the return stream relative to its own average.

**Max Drawdown:** The maximum peak to trough loss suffered by the Fund since inception.

**Max Gain:** Largest increase in any single month.

**% Positive Month:** The percentage of months since inception where the Fund has delivered positive return.

**High Water Mark:** The highest level of performance achieved over a specified period.

**Total Expense Ratio (TER%):** The Total Expense Ratio (TER) is the percentage of the net asset value of the class of the Financial Product incurred as expenses relating to the administration of the Financial Product.

**Performance fee incl. in TER (%) PF (%):** The Performance Fee is a payment made to the Fund Manager for generating positive returns and is generally calculated as percentage of investment profits, often both realized and unrealized.

**Transaction Costs (TIC%):** The Transaction Costs (TC) is the percentage of the net asset value of the Financial Product incurred as costs relating to the buying and selling of the assets underlying the Financial Product.

**Total Investment Charges TIC (%) = TER (%) + TC (%):** The Total Investment Charges (TIC), the TER + the TC, is the percentage of the net asset value of the class of the Financial Product incurred as costs relating to the investment of the Financial Product. It should be noted that a TIC is the sum of two calculated ratios (TER+TC).

## SPECIFIC RISK

**Default Risk:** The risk that the issuers of fixed income instruments may not be able to meet interest payments nor repay the money they have borrowed. The issuers credit quality is vital. The worse the credit quality, the greater the risk of default and therefore investment loss.

**Derivatives Risk:** The use of derivatives could increase overall risk by magnifying the effect of both gains and losses in a Fund. As such, large changes in value and potentially large financial losses could result.

**Developing Market (excluding SA) Risk:** Some of the countries invested in may have less developed legal, political, economic and/or other systems. These markets carry a higher risk of financial loss than those in countries generally regarded as being more developed.

**Foreign Investment Risk:** Foreign securities investments may be subject to risks pertaining to overseas jurisdictions and markets, including (but not limited to) local liquidity, macroeconomic, political, tax, settlement risks and currency fluctuations.

**Interest Rate Risk:** The value of fixed income investments (e.g. bonds) tends to be inversely related to interest and inflation rates. Hence their value decreases when interest rates and/or inflation rises.

**% Property Risk:** Investments in real estate securities can carry the same risks as investing directly in real estate itself. Real estate prices move in response to a variety of factors, including local, regional and national economic and political conditions, interest rates and tax considerations.

**Currency Exchange Risk:** Changes in the relative values of individual currencies may adversely affect the value of investments and any related income.

**Geographic / Sector Risk:** For investments primarily concentrated in specific countries, geographical regions and/or industry sectors, their resulting value may decrease whilst portfolios more broadly invested might grow.

**Derivative Counterparty Risk:** A counterparty to a derivative transaction may experience a breakdown in meeting its obligations thereby leading to financial loss.

**Liquidity Risk:** If there are insufficient buyers or sellers of particular investments, the result may lead to delays in trading and being able to make settlements, and/or large fluctuations in value. This may lead to larger financial losses than expected.

**Equity Investment Risk:** Value of equities (e.g. shares) and equity-related investments may vary according to company profits and future prospects as well as more general market factors. In the event of a company default (e.g. bankruptcy), the owners of their equity rank last in terms of any financial payment from that company.

## DISCLAIMER

Collective Investment Schemes in Securities (CIS) should be considered as medium to long term investments. The value may go up as well as down and past performance is not necessarily a guide to future performance. CIS's are traded at the ruling price and can engage in scrip lending and borrowing. The collective investment scheme may borrow up to 10% of the market value of the portfolio to bridge insufficient liquidity. A schedule of fees, charges and maximum commissions is available on request from the Manager. There is no guarantee in respect of capital or returns in a portfolio. A CIS may be closed to new investors in order for it to be managed more efficiently in accordance with its mandate. CIS prices are calculated on a net asset basis, which is the total value of all the assets in the portfolio including any income accruals and less any permissible deductions (brokerage, STT, VAT, auditor's fees, bank charges, trustee and custodian fees and the annual management fee) from the portfolio divided by the number of participatory interests (units) in issue. Forward pricing is used. The Fund's Total Expense Ratio (TER) reflects the percentage of the average Net Asset Value (NAV) of the portfolio that was incurred as charges, levies and fees related to the management of the portfolio. A higher TER does not necessarily imply a poor return, nor does a low TER imply a good return. The current TER cannot be regarded as an indication of future TER's. During the phase in period TER's do not include information gathered over a full year. Transaction Costs (TC) is the percentage of the value of the Fund incurred as costs relating to the buying and selling of the Fund's underlying assets. Transaction costs are a necessary cost in administering the Fund and impacts Fund returns. It should not be considered in isolation as returns may be impacted by many other factors over time including market returns, the type of Fund, investment decisions of the investment manager and the TER.

Where foreign securities are included in a portfolio there may be potential constraints on liquidity and the repatriation of funds, macroeconomic risks, political risks, foreign exchange risks, tax risks, settlement risks; and potential limitations on the availability of market information. The investor acknowledges the inherent risk associated with the selected investments and that there are no guarantees. Please note that all documents, notifications of deposit, investment, redemption and switch applications must be received by Prescient by or before 14:00 (SA), to be transacted at the net asset value price for that day. Where all required documentation is not received before the stated cut off time Prescient shall not be obliged to transact at the net asset value price as agreed to. The Fund are priced at either 3pm or 5pm depending on the nature of the Fund. Prices are published daily and are available on the Prescient website.

Performance has been calculated using net NAV to NAV numbers with income reinvested. The performance for each period shown reflects the return for investors who have been fully invested for that period. Individual investor performance may differ as a result of initial fees, the actual investment date, the date of reinvestments and dividend withholding tax. Full performance calculations are available from the manager on request.

This document is for information purposes only and does not constitute or form part of any offer to issue or sell or any solicitation of any offer to subscribe for or purchase any particular investments. Opinions expressed in this document may be changed without notice at any time after publication. We therefore disclaim any liability for any loss, liability, damage (whether direct or consequential) or expense of any nature whatsoever which may be suffered as a result of or which may be attributable directly or indirectly to the use of or reliance upon the information.

For any additional information such as fund prices, brochures and application forms please go to [www.prescient.ie](http://www.prescient.ie). Copies of the Prospectus and the annual and half yearly reports of the Company" are available in English and may be obtained, free of charge, from Prescient Fund Services (Ireland) Limited (the "Manager") at 49 Upper Mount Street, Dublin 2, Ireland or by visiting [www.prescient.ie](http://www.prescient.ie). Copies may also be obtained directly from Fairtree Asset Management (Pty) Ltd (the "Investment Manager")

Where a current yield has been included for Funds that derive its income primarily from interest bearing income, the yield is a weighted average yield of all underlying interest bearing instruments as at the last day of the month. This yield is subject to change as market rates and underlying investments change.

Regulation 28 is issued under the Pension Fund Act.

**Management Company:** Prescient Global Funds PLC, **Registration number:** 2002/022560/07 **Physical address:** 49 Upper Mount Street, Dublin 2, Ireland **Postal address:** 33 Sir John Rogerson's Quay, Dublin 2, Ireland **Telephone number:** 00 353 1 676 6959 **E-mail:** [info@prescient.ie](mailto:info@prescient.ie) **Website:** [www.prescient.ie](http://www.prescient.ie)

**Trustee:** Northern Trust Fiduciary Services (Ireland) Limited, **Physical address:** Georges Court, 54 - 62 Townsend Street, Dublin 2, Ireland **Telephone number:** +353 1 542 2000 **Website:** [www.northerntrust.com](http://www.northerntrust.com)

**Investment Manager:** Fairtree Asset Management (Pty) Ltd, **Registration number:** 2004/033269/07 is an authorised Financial Services Provider (25917) under the Financial Advisory and Intermediary Services Act (No.37 of 2002), to act in the capacity as investment manager. This information is not advice, as defined in the Financial Advisory and Intermediary Services Act (NO.37 of 2002). Please be advised that there may be representatives acting under supervision. **Physical address:** Willowbridge Place, Cnr. Carl Cronje and Old Oak Road, Bellville, 7530 **Postal address:** PO Box 4124, Tygervalley, 7536 **Telephone number:** +27 86 176 0760 **Website:** [www.fairtree.com](http://www.fairtree.com)

*This document is for information purposes only and does not constitute or form part of any offer to issue or sell or any solicitation of any offer to subscribe for or purchase any particular investments. Opinions expressed in this document may be changed without notice at any time after publication. We therefore disclaim any liability for any loss, liability, damage (whether direct or consequential) or expense of any nature whatsoever which may be suffered as a result of or which may be attributable directly or indirectly to the use of or reliance upon the information. Issue date 16 June 2021*